



IMT4891 - Digital Workflow Fundamentals

6: Academic writing using LaTeX and BibTeX

September 23, 2009

Kjell Are Refsvik

Welcome!



Last weeks exercises

34	Introductions	Computer history Intellectual Property Rights and Creative Commons
35	Collect and describe data	
36	Transform, compress, encode data	
37	Moving data	
38	Workflow automation	
39	Academic writing using LaTeX and Bibtex	
40	Intellectual Property Rights	
41	-	
42	Exam	

Lecture

The structure of the lecture

The tools in academic work, to:

Aggregate

Organise


Write

This lecture is NOT about what
to write or how to write it.

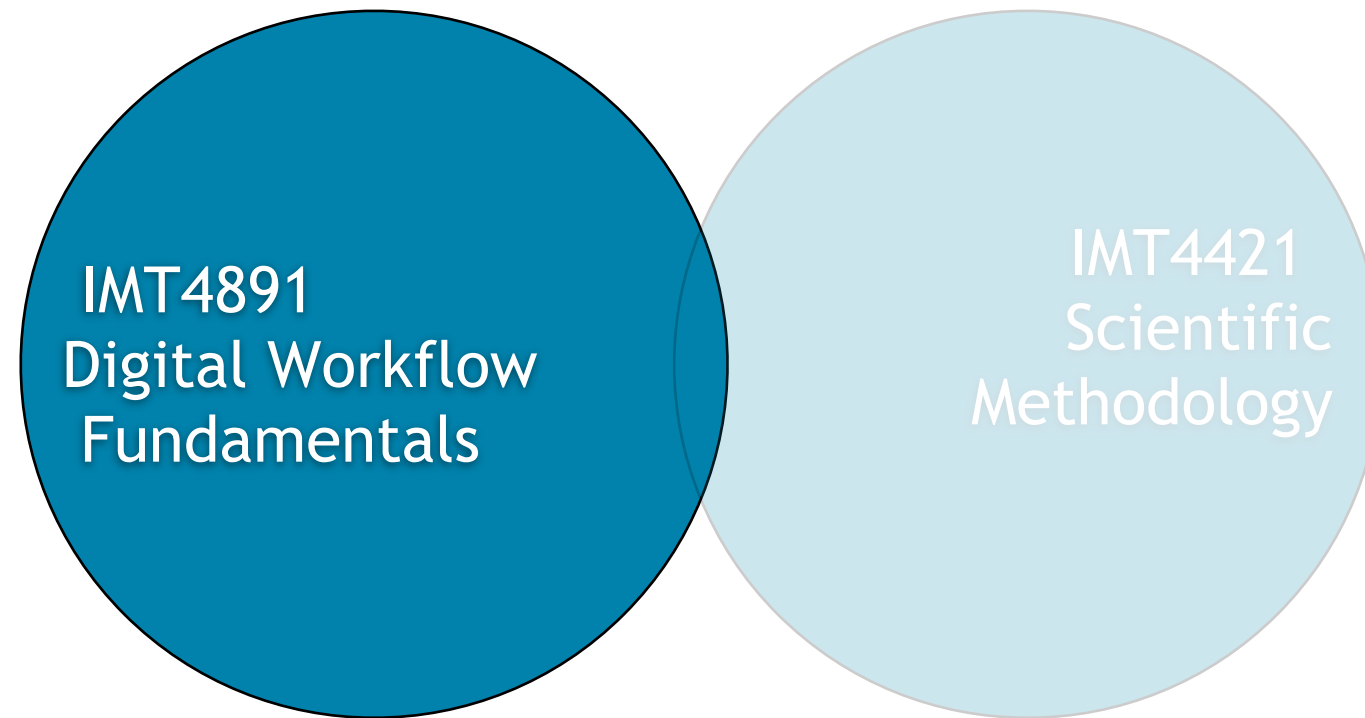
Introduction

LaTeX/BibTeX - another dimension of you being here

Getting new perspectives on life (and computing)



Academic writing



Why LaTeX instead of MS Word???




Keeps focus on content instead of design

Documents becomes truly portable

LaTeX produces beautiful documents

Learning curve



<http://ricardo.ecn.wfu.edu/~cottrell/wp.html>

<http://www.andy-roberts.net/misc/latex/latexvsword.html>

<http://ubuntuforums.org/archive/index.php/t-98120.html>

<http://theappleblog.com/2006/10/05/latex-and-osx/>

MS Word+Endnote

\$\$\$
Closed
Focus on design

LaTeX+BibTeX+Editors

Free
Open
Focus on writing

Academic document types

[PhD] Dissertation

Book

[Master] Thesis

Articles

[Bachelor] Project report

MASTEROPPGAVE

Bærekraftig behandling av digitale bil

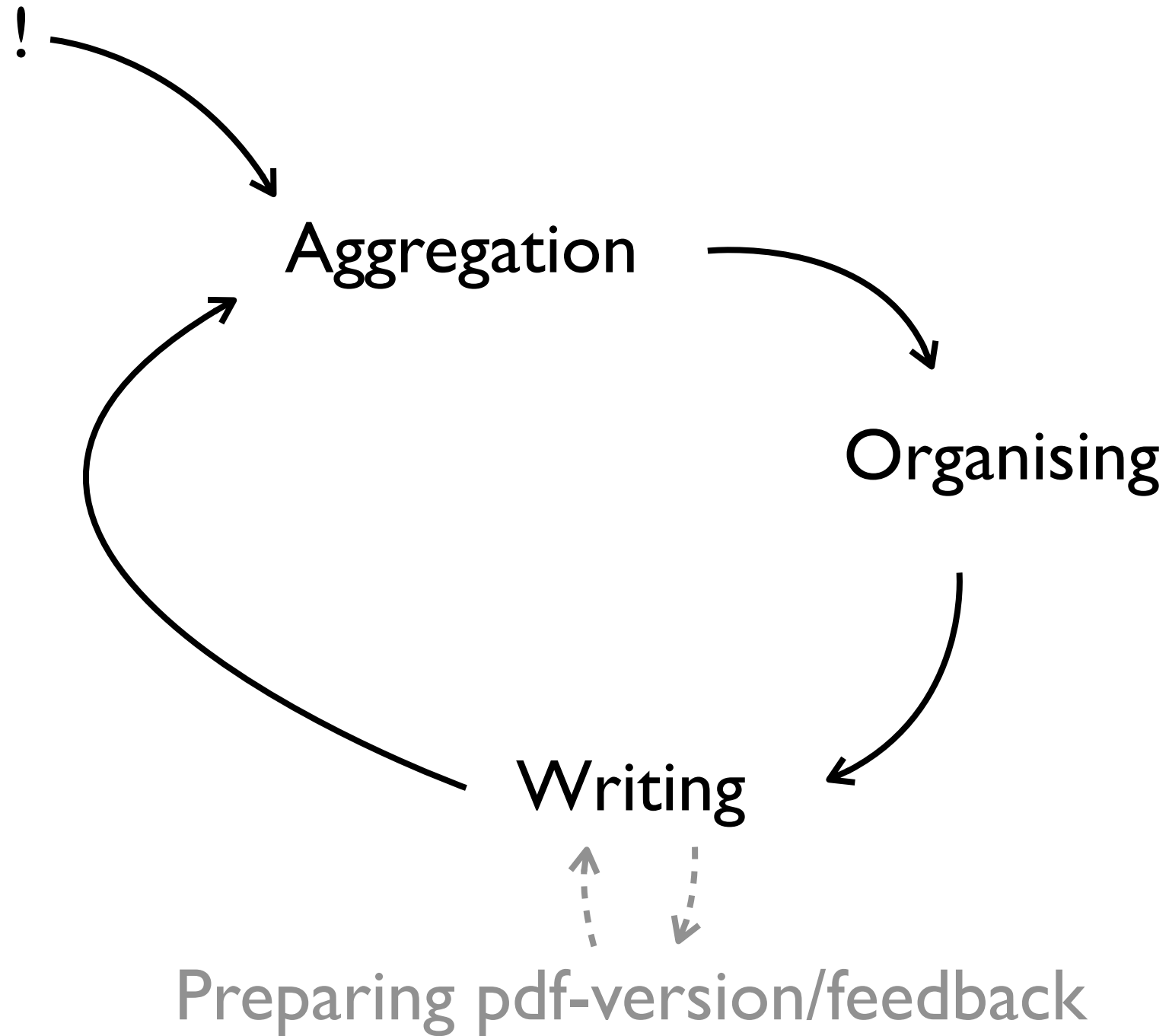
Utbildet av:
Kjell Are Refsvik

Fag:
Design av digitale omgivelser

Avdeling:
Avdeling for informasjonsteknologi, 2009



Writing Process



Aggregation

Informal information online

podcasts, broadcasts, webpages, discussions

Formal information online

Libraries, online research repositories

Books, articles, videos

WHAT

HOW

Data imports from libraries/repositories

Feed aggregators

Filters

Twitter/blogs/Wikis

Firefox/Zotero

RSS

Libraries and search engines

GUC Campus Library

as a starting point. Go there to get help on finding resources that will help you when writing your thesis, assist you with your writing

<http://www.hig.no/biblioteket/databaser>

<http://english.hig.no/english/library/databases>

National Library of Norway and Research publications

<http://www.bibsys.no/english/pages/index.php>


Other large online libraries and search engines

[Library of Congress](http://scholar.google.no/) <http://scholar.google.no/>

Organise

BibTex system
.bib format

enter references manually




bibtex file from a library



help from Zotero plugin in
Mozilla Firefox


bibliography.bib



Writing

LaTeX?

Document preparation system



- 📁 master_thesis
 - 📄 _bibliography.bib
 - 📁 _bibliography
 - 📁 _illustrations
 - 📄 00_main.tex
 - 📄 01_abstract.tex
 - 📄 02_preface
 - 📄 03_problem_statement.tex
 - 📄 04_introduction.tex
 - 📄 05_design.tex
 - 📄 06_implementation.tex
 - 📄 07_testing.tex
 - 📄 08_discussion.tex
 - 📄 09_conclusion.tex

Common LaTeX commands

Structure	Reference	Miscellaneous
<code>\part{...}</code> <code>\chapter{...}</code> <code>\section{}</code> <code>\subsection{...}</code> <code>\subsubsection{...}</code>	<code>\url{...}</code> <code>\quote{...}</code> <code>\ref{...}</code> <code>\footnote{...}</code>	<code>\figure{...}</code> <code>\table{...}</code>

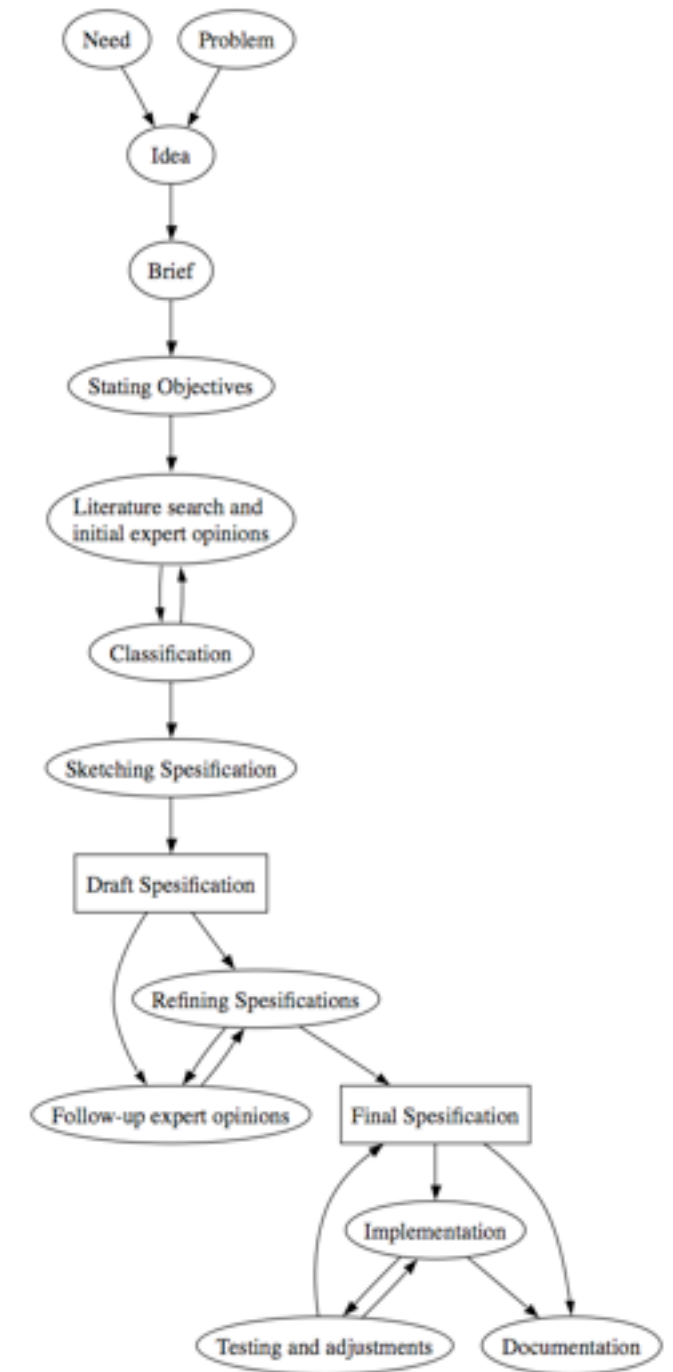
Illustrations

Diagrams	Graphs	Free drawing	Images
Dot/Graphwiz	gnuplot	Inkscape	Lots of devices and software

Diagrams with Dot/Graphviz

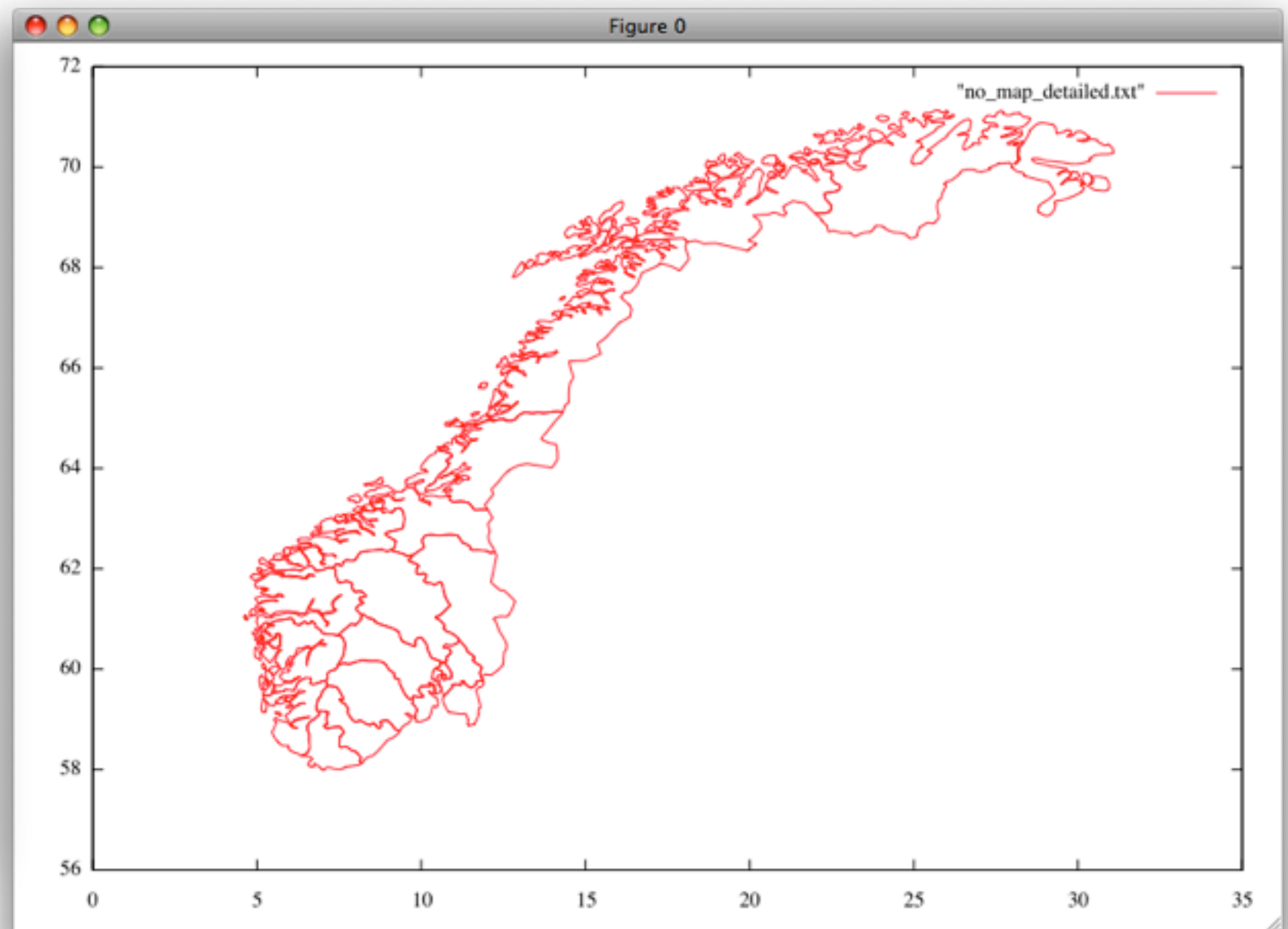
```
digraph design_strategi
{
    Stating_Objectives [label="Stating Objectives"];
    Literature_search [label="Literature search and \ninitial expert opinions"];
    Spesification_sketches [label="Sketching Spesification"];
    Refinement_spesifications [label="Refining Spesifications"];
    Expert_opinions2 [label="Follow-up expert opinions"];
    Testing [label="Testing and adjustments"];
    Final_spesification [label="Final Spesification"];
    Draft_spesification [label="Draft Spesification"];

    Need->Idea;
    Problem->Idea;
    Idea->Brief;
    Brief->Stating_Objectives;
    Stating_Objectives->Literature_search;
    Literature_search->Classification;
    Classification->Literature_search;
    Classification->Spesification_sketches;
    Spesification_sketches->Draft_spesification;
    Refinement_spesifications->Expert_opinions2;
    Expert_opinions2->Refinement_spesifications;
    Draft_spesification [shape=box];
    Draft_spesification->Refinement_spesifications;
    Draft_spesification->Expert_opinions2;
    Final_spesification [shape=box];
    Refinement_spesifications->Final_spesification;
    Final_spesification->Implementation;
    Implementation->Testing;
    Testing->Implementation;
    Implementation->Documentation;
    Testing->Final_spesification;
    Final_spesification->Documentation;
}
```



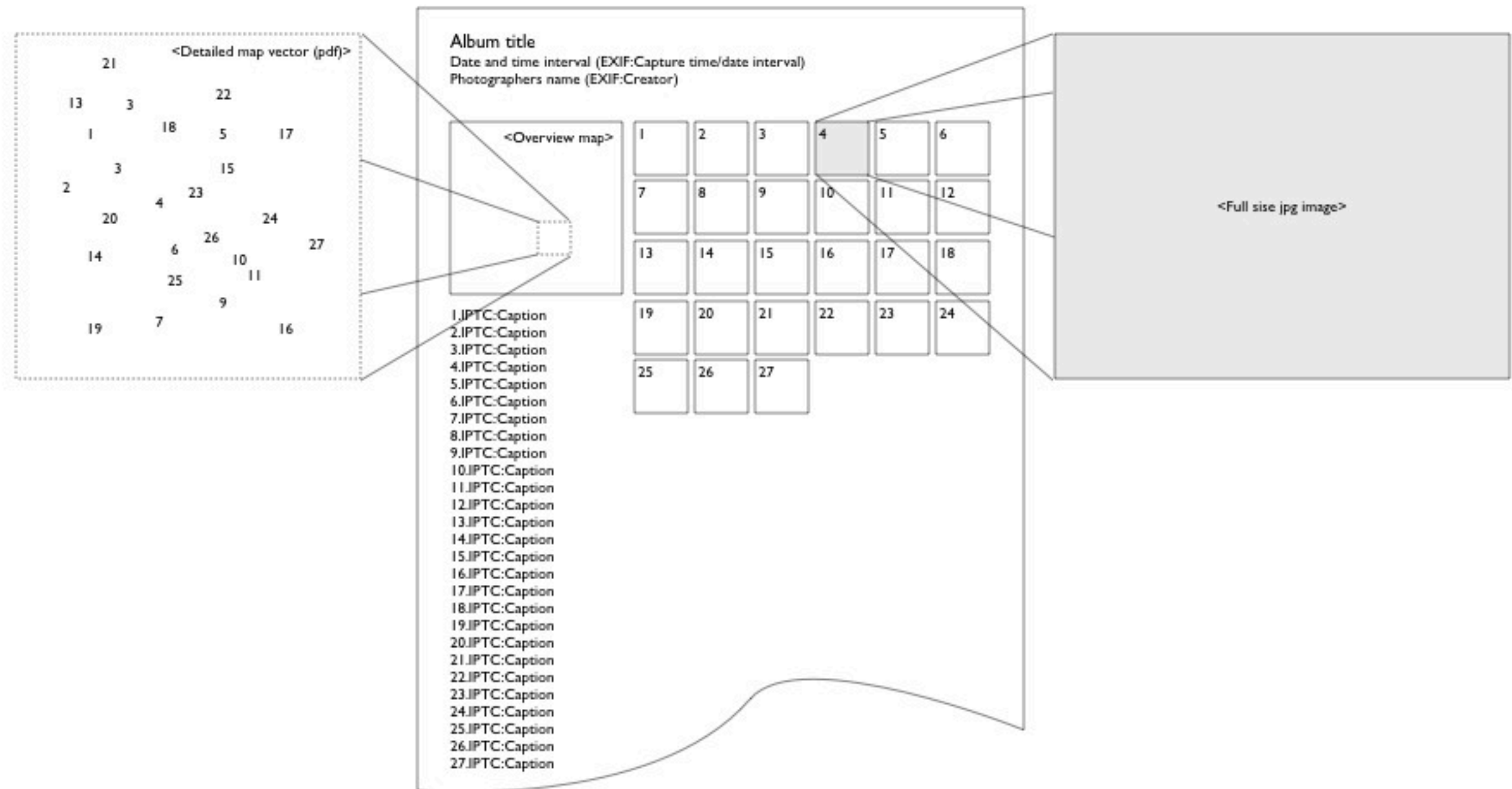
Graphs of raw data with gnuplot

```
no_map_detailed.txt
7.16698169788252 59.6732177734375
7.181666374206543 59.672218322753906
7.39527782331543 59.658276184082831
7.419721683393555 59.647216796875
7.431118382888078 59.6441658398625
7.438611838578613 59.638853894042969
7.492221832275391 59.591118229492188
7.578887939453125 59.485549926757812
7.614721298217773 59.439163288807812
7.628854618835449 59.417495727539062
7.631118191345215 59.411189924316406
7.638277633666992 59.404716491699219
7.618332862854804 59.401664733886719
7.683888511657715 59.401664733886719
7.578618428227851 59.403327941894531
7.546111186872559 59.4022216796875
7.519721984863281 59.39971923828125
7.517221458885664 59.393882751464844
7.584166526794434 59.341118229492188
7.594444274982344 59.334716796875
7.686388892841816 59.328685651855469
7.618618382888078 59.325828552246094
7.642777442932129 59.321937561835156
7.666388511657715 59.316383361816406
7.677777298344238 59.311386188398438
7.76694393157959 59.219161987384688
7.771118534667969 59.1986883984375
7.761388778686523 59.131668461425781
7.873618496528996 59.815274847851562
7.93638881574787 58.975838878125
7.957221984863281 58.963687788885938
7.969444274982344 58.959999884472656
```

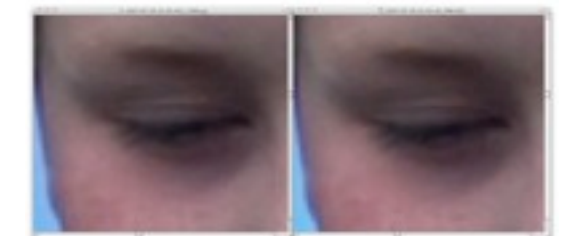

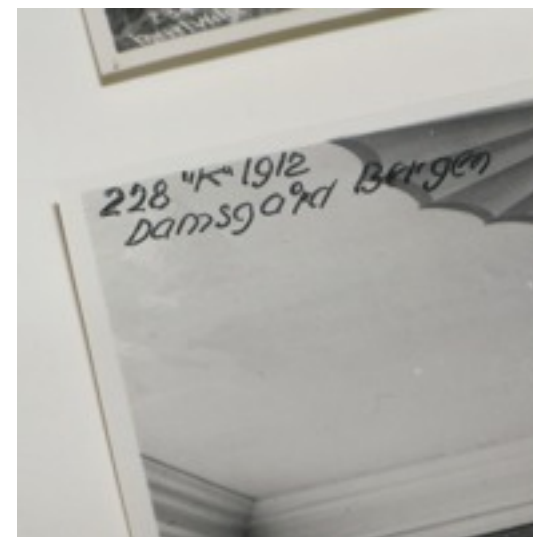



http://commons.wikimedia.org/wiki/Category:Gnuplot_diagrams

Free drawing with Inkscape



Images from a variety of sources (software and devices)



Providing functionality for feedback while writing

`\linenumbers`

PDF annotation

Backup



Perhaps the single most important thing you need to do while writing.

rsync to a server somewhere every day!

Miscellaneous software

Electronic questionnaire

Interview transcription

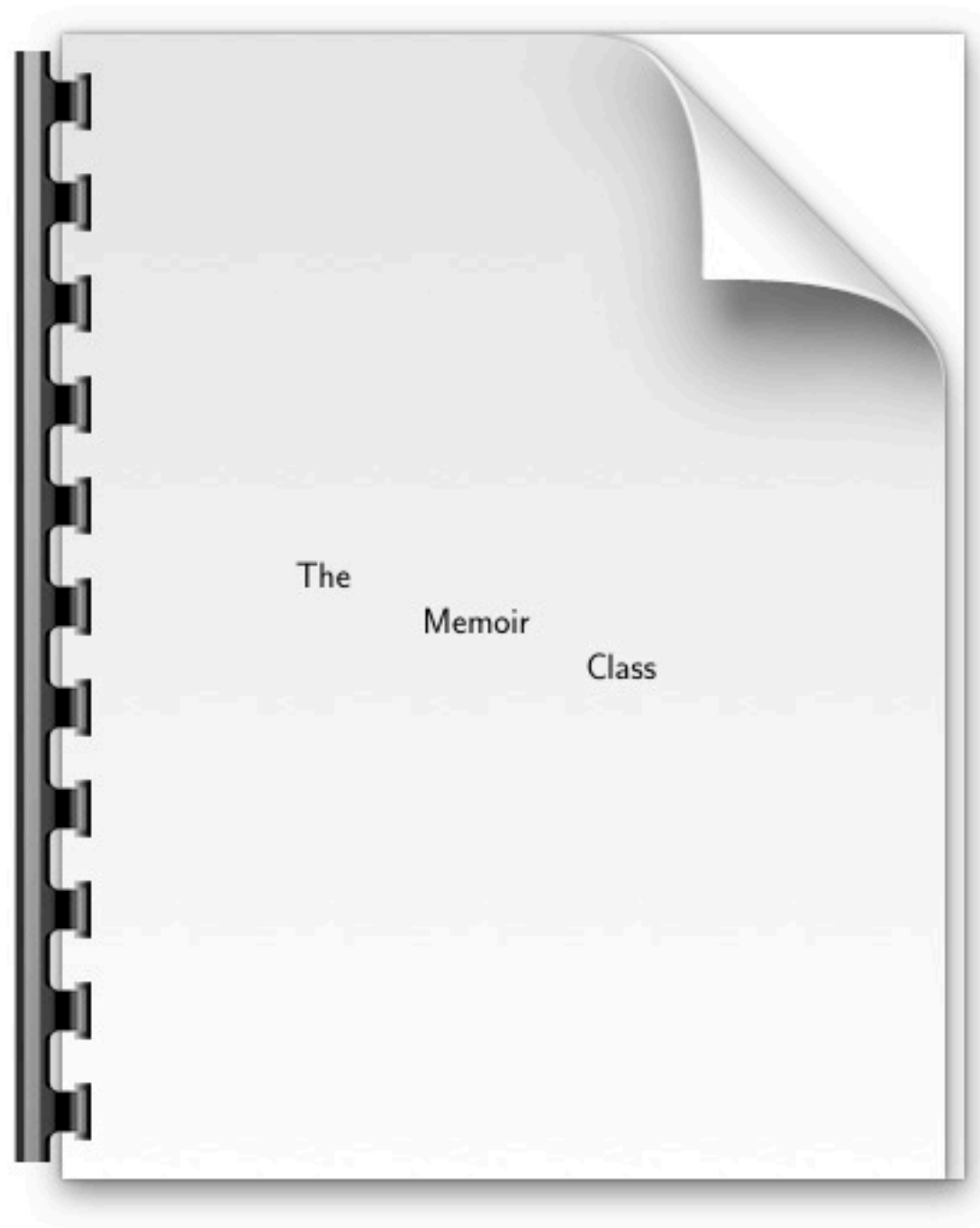
Qualitative data processing

Quantitative data processing

Data visualisation

Presentation (web, slides ++)

The Memoir Class



<http://tug.ctan.org/tex-archive/macros/latex/contrib/memoir/memman.pdf>

Summation - Software

AGGREGATION	RSS feed aggregators for text, video, sound
	Access to relevant search databases and resource sites
ORGANISING	BibTex installation
	.bib editor
WRITING	LaTex installation
	Text editor
	Data processing software (quantitative, qualitative)
	Illustration software (graphs, diagrams, free-drawing, photo

To watch

<http://www.youtube.com/watch?v=m4cEAVmLegg>

<http://www.youtube.com/watch?v=OMtrswrQ5sA>

To read I

LaTeX in Norway

uio.no

<http://www.ifi.uio.no/it/latex.html>

<http://folk.uio.no/ifidrft/doc/LaTeX-for-nybegynnere.pdf>

<http://www2.usit.uio.no/it/forfatterstotte/formater/omlatex.html>

<http://www.ifi.uio.no/it/latex.html>

<http://heim.ifi.uio.no/dag/>

<http://www2.usit.uio.no/it/unix/store/tex.html>

<http://www.ub.uio.no/umn/biol/endnote.html>

<http://fui.ifi.uio.no/site/events/latex-kurs>

http://www.duo.uio.no/dokumentasjon/student/skrive/skrive_latex.html

hig.no

<http://www.hig.no/imt/master/thesis/latex>

<http://www.hig.no/imt/master/thesis/information>

<http://linux.hig.no/LaTeX-triks>

hiof.no

<http://abdallah.hiof.no/dmpro/digdok-2009/latex.html>

<http://www.ia.hiof.no/~gunnarmi/linda/spesialpensum/modules/writing.html>

ntnu.no

<http://www.pvv.ntnu.no/~berland/latex/>

<http://www.math.ntnu.no/~hanche/kurs/latex/2005-05-18/>

To read II

Writing tips

http://en.wikipedia.org/wiki/A_Manual_for_Writers_of_Research_Papers,_Theses,_and_Dissertations

<http://www.capris.no/product.aspx?isbn=0226823377>

Reference systems/editors

<http://malkinware.com/referencetracker/>

<http://mac1.no/artikkel/7145/hold-styr-p%C3%A5-referansene-med-reference-tracker>

Papers

EndNote

BibDesk

Sente (<http://www.thirdstreetsoftware.com/site/introduction.html>)

BookEnds (<http://www.sonnysoftware.com/>)

Text Editors

LyX (<http://www.lyx.org/>)

Scrivener (<http://www.literatureandlatte.com/scrivener.html>)

To read III

WIKIPEDIA

<http://no.wikipedia.org/wiki/LaTeX>

http://en.wikipedia.org/wiki/Comparison_of_reference_management_software

<http://en.wikipedia.org/wiki/LaTeX>

<http://en.wikipedia.org/wiki/BibTeX>

http://en.wikipedia.org/wiki/Reference_management_software

http://en.wikipedia.org/wiki/Comparison_of_reference_management_software

<http://en.wikipedia.org/wiki/Citation>

<http://tug.ctan.org/tex-archive/macros/latex/contrib/memoir/memman.pdf>

MISCELLANEOUS

<http://www.latex-project.org/>

<http://homepage.mac.com/kvmagruder/hsci/resources/academicApps.html>

<http://www.dartmouth.edu/comp/resources/downloads/mac/academic/>

<http://macresearch.org/>

<http://www.apple.com/science/software/>

<http://www.math.wisc.edu/~andrejko/resources/LaTeX-on-Mac-OSX.html>

<http://www.tug.org/mactex/>

http://latex.yauh.de/index_en.html

http://openwetware.org/wiki/Getting_started_with_LaTeX_on_a_Mac

To do

Lab A211:

Full bibtex/latex installation with
editors (BibDesk/TexShop)

Use them to get familiar with LaTeX/
BibTeX or install your own systems and
editors to complete the exercises

<demo TexShop>

To do

Watch the documentary "Good Copy - Bad Copy" and - together with the book "Free Culture", use it to solve the following 2-4 exercises:

- 1 Setup a LaTeX document that use the report class and use that document to write a short report (1-2 pages), providing a short introduction about the topic treated in the documentary, a brief discussion and a short conclusion. Name the files "good_copy.tex" and good_copy.pdf" and upload your work to Fronter.
- 2 Create a BibTex document that include the correct bibliographic reference to the book "Free Culture" as well as the documentary itself. Link it to the LaTeX file and create references to the material as well as a bibliography in the report. Feel free to include other sources of information you find relevant in the bibtex file. Name the files "good_copy2.tex" and good_copy2.pdf" and upload your work to Fronter.
- 3 Extending on exercise 1/2 - include a table of contents at the front of your report. Name the files "good_copy3.tex" and good_copy3.pdf" and upload your work to Fronter.
- 4 Extending on exercise 1/2/3 - include a screenshot from the documentary and a quote you find relevant to your report. Name the files "good_copy4.tex" and good_copy4.pdf" and upload your work to Fronter.